


Dr FuelCell[®] Science Kit

Student Science Kit for Solar Hydrogen Technology

The Dr FuelCell[®] Science Kit is an extensive experiment set for the subject of renewable energies. Flexible components, 20 pre-configured experiments and detailed supplementary material make it a complete solution for teaching physics and chemistry in grades 9–12.



A Complete Energy Cycle

The Dr FuelCell[®] Science Kit reproduces a complete solar hydrogen energy cycle. It makes it possible to approach the subject of renewable energies both as a complete cycle and at the level of the single technologies of photovoltaics and the fuel cell.

Extensive Features

The package includes a solar panel, an electrolyzer with two graduated storage cylinders, a fuel cell and a load measurement box. A methanol fuel cell and a take-apart fuel cell are optional.

The solar panel produces energy for the electrolyzer. The generated hydrogen is stored intermediately in graduated storage cylinders and converted to electric power by the fuel cell. The load measurement box is used to simulate consumers and to measure electric current and voltage. All technical components can also be used and examined separately.

The optional fuel cell types offer the possibility to gain in-depth knowledge of the specific functions and components of fuel cells, for example as a unit of instruction for the upper secondary level.

Interdisciplinary Applications

The curriculum oriented documentation of the Dr FuelCell[®] Science Kit contains more than 20 pre-configured experiments with technical background information as an ideal preparation aid for instruction.

The system is suitable for content from the curricula of physics and chemistry for the lower and upper secondary level:

- » Molecules and chemical reactions
- » Reaction speeds
- » Thermodynamics
- » Electrochemistry
- » Energy conversion and efficiency
- » Measuring and interpreting characteristic curves
- » Planning and implementation of scientific experiments

- » Curriculum oriented instruction material (Grades 9 –12)
- » 20 pre-configured experiments for individual or group work
- » Immediately ready to use; no additional materials are needed¹
- » Robust and user-friendly components
- » Practical and easy-to-operate load measurement box for measuring current and voltage
- » Expandable, to gain expert knowledge of fuel cells

¹ Not included: distilled water

Components

Dr FuelCell® Science Kit

The components of the Dr FuelCell® Science Kit can be used in various ways for instruction. Discover the features.



Storage Box

Solar Panel



The 5-cell photovoltaic module is used for experiments in solar energy and for generating electric energy for the hydrogen generator. The practical base facilitates alignment to the light source.

Electrolyzer



The electrolyzer separates water into hydrogen and oxygen. It is operated with distilled water and requires no caustic solutions or acids. The integrated graduated hydrogen storage cylinders visualize the classic hydrogen separation experiment, as in the Hoffmann apparatus.

Fuel Cell




The fuel cell generates electrical energy from hydrogen and oxygen. It is based on PEM technology, which is the most widespread technology used in the development of fuel cell applications, e.g. for motor vehicles or stationary power supply systems.

Load Measurement Box



The convenient and compact load measurement box is used for recording data during experiments. Integrated consumers, such as a motor, lamp and 7 selectable resistors, enable numerous experiments, e.g. recording characteristic curves, or current and voltage.

Take-apart Fuel Cell



The take-apart fuel cell makes it possible to examine the functions and the design of a fuel cell in detail. A plug-in resistor, an electrode with reduced catalyst quantity and an air panel for air instead of oxygen operation enable in-depth experiments.

Methanol Fuel Cell




The methanol fuel cell uses methanol instead of hydrogen to generate electrical energy. This makes it possible to conduct more extensive experiments. The package includes storage cylinders for storage of the methanol solutions.

Supplementary Material



Instruction Material



Teacher's Guide

The 4-volume instruction material of the Dr FuelCell® Science Kit is designed for the lower and upper secondary level and consists of three experiment volumes and one volume with background information.

The experiment volumes cover a broad spectrum of subjects from the physics and chemistry curricula:

- » Student assignments for independently conducting experiments both individually and in groups
- » Detailed teacher's guides with instructions for experiments, sample results and interpretations
- » Worksheets with short articles and written assignments for independent use in class or at home

The fourth book, "Principles and Applications", includes articles with background information that can be used independently in classes.

The accompanying CD-ROM includes two videos and two PowerPoint presentations on the principles and applications of fuel cell technology and two experiments with the Dr FuelCell® Science Kit.



CD-ROM

Examples of experiments:

- » Current/voltage characteristic curves of solar panel and fuel cell
- » Faraday's first law
- » Electrolysis
- » Dependence of solar current on the distance and incident angle of the light source
- » Series and parallel connection of solar and fuel cells
- » Water = 2 parts hydrogen + 1 part oxygen

Product Options

Dr FuelCell® Science Kit		
Basic		Complete
Features numerous preconfigured basic experiments for classes in physics, chemistry and technology		Basic experiments and in-depth experiments with different fuel cell types
<ul style="list-style-type: none"> » Solar Panel » Electrolyzer » Fuel Cell » Load Measurement Box » Instruction Material with Teacher's Guide 		<ul style="list-style-type: none"> » Solar Panel » Electrolyzer » Fuel Cell » Load Measurement Box » Take-apart Fuel Cell » Methanol Fuel Cell » Instruction Material with Teacher's Guide
	Item No. 350	Item No. 355
Accessories		
Lamp	Lighting fixture & special bulb for simulating sunlight, not available for 110 volts	Item No. 314
Hand Generator	For simulating wind energy	Item No. 345



Dr FuelCell® Classroom Bundle II

Included

- 6 x Dr FuelCell® Science Kit Basic*
- 1 x Dr FuelCell® Science Kit Instruction Material
- 1 x CD-ROM

Item No. 916

*without Instruction Material

Technical Data

Dr FuelCell® Science Kit Complete

All Dr FuelCell® Science Kit packages include the main components and all necessary accessories for the experiments, such as tubes, plugs, cables and a stop watch.

Dimensions (W x H x D)	430 mm x 150 mm x 310 mm
Weight	ca. 5.6 kg
Permissible ambient temperature during operation	+10 ... +35 °C
Language versions	The instruction material and the CD-ROM are available in German and English.

Solar Panel

Dimensions (W x H x D)	80 mm x 130 mm x 52 mm
Terminal voltage	2.5 V (*)
Short circuit current	200 mA (*)
In the operating point with a load resistance of 10 Ω	
Current	180 mA (*)
Voltage	2.0 V (*)
Output	0.36 W (*)

(*) Typical measured values with a 120 watt PAR lamp from Heliocentris, at a distance of 20 cm.

Electrolyzer

Dimensions (W x H x D)	80 mm x 195 mm x 85 mm
Storage volume for hydrogen and oxygen	10 ml each
Operating voltage	1.4 ... 1.8 V
Electric current	max. 500 mA
Hydrogen production	max. 3.5 ml / min (at 500 mA)

Fuel Cell

Dimensions (W x H x D)	65 mm x 85 mm x 38 mm
Voltage	0.4 ... 0.9 V
Current	max. 1,000 mA
Rated output	0.25 W

Load Measurement Box

Dimensions (W x H x D)	190 mm x 110 mm x 60 mm
Operating voltage of motor	0.2 ... 3 V
Current consumption of motor	10 ... 15 mA
Operating voltage of lamp	0.6 ... 1.5 V
Current consumption of lamp	80 mA
Measured resistance (in Ω)	1, 3, 5, 10, 50, 100, 200, open and short circuit
Ammeter	0 ... 2 A
Voltmeter	0 ... 20 V DC

Take-apart Fuel Cell

Dimensions (W x H x D)	85 mm x 65 mm x 65 mm
Voltage	0.4 ... 0.9 V
Current in oxygen mode	max. 1,500 mA
Current in air mode	max. 800 mA
Rated output for oxygen mode	0.3 W

Methanol Fuel Cell

Dimensions (W x H x D)	65 mm x 85 mm x 34 mm
Voltage	0.1 ... 0.6 V
Current	max. 100 mA
Rated output	10 mW (with 1 M methanol solution)

The output of the fuel cell depends on various influencing factors and decreases over the life of the product. All information on the output applies at the time of delivery.

The systems use hydrogen, a highly flammable gas. This requires compliance with local laws and safety regulations for transport, storage and operation. Read the operating manual carefully before setting up and operating the system.

We reserve the right to make changes without prior notice.

© Heliocentris Energiesysteme GmbH 2011



Heliocentris Energiesysteme GmbH
 Berlin, Germany
 Tel. + 49 (0) 30 340 601 600
 Fax + 49 (0) 30 340 601 599
 sales@heliocentris.com
 www.heliocentris.com

Heliocentris Energy Systems Inc.
 Vancouver, Canada
 Tel. + 1 604 684 3546
 Fax + 1 604 648 9406
 sales@heliocentris.com

Available from: